

# King Philip Regional High

201 Franklin Street, Wrentham, Massachusetts  
(508) 384-1000

**#2,116** in National Rankings

Overall Score 88.15/100




## QUICK STATS

Grades	9-12
Total Enrollment	1,289
Student-Teacher Ratio	16:1

**Overview**   [Student Body](#)   [Test Scores](#)   [Map](#)

## Overview of King Philip Regional High

King Philip Regional High is ranked 86th within Massachusetts. Students have the opportunity to take Advanced Placement® coursework and exams. The AP® participation rate at King Philip Regional High is 59%. The total minority enrollment is 9%. King Philip Regional High is the only high school in the [King Philip](#).



## King Philip Regional High 2021 Rankings

King Philip Regional High is ranked #2,116 in the [National Rankings](#). Schools are ranked on their performance on state-required tests, graduation and how well they prepare students for college. Read more about [how we rank the Best High Schools](#).

### All Rankings

- #2,116 in National Rankings
- #86 in Massachusetts High Schools
- #61 in Boston, MA Metro Area High Schools

#### SCORECARD

| 88.15

Took at Least One AP® Exam	59%
Passed at Least One AP® Exam	47%
Mathematics Proficiency	71%
Reading Proficiency	81%
Graduation Rate	99%

## Ranking Factors

How King Philip Regional High performed nationally and statewide out of 17,857 nationally ranked schools and 348 schools ranked in Massachusetts.

---

### College Readiness Index Rank ?

#1,311 (tie) NATIONAL

#70 STATE

---

### College Curriculum Breadth Index Rank ?

#667 NATIONAL

#38 STATE

---

### Math and Reading Proficiency Rank ?

#3,518 NATIONAL

#69 STATE

---

### Math and Reading Performance Rank ?

#9,930 NATIONAL

#194 STATE

---

### Graduation Rate Rank ?

#1,494 (tie) NATIONAL

#40 (tie) STATE

---

## Students/Teachers at King Philip Regional High

These counts and percentages of students and teachers are from data reported by schools to the government.

Total Enrollment: **1,289**

---

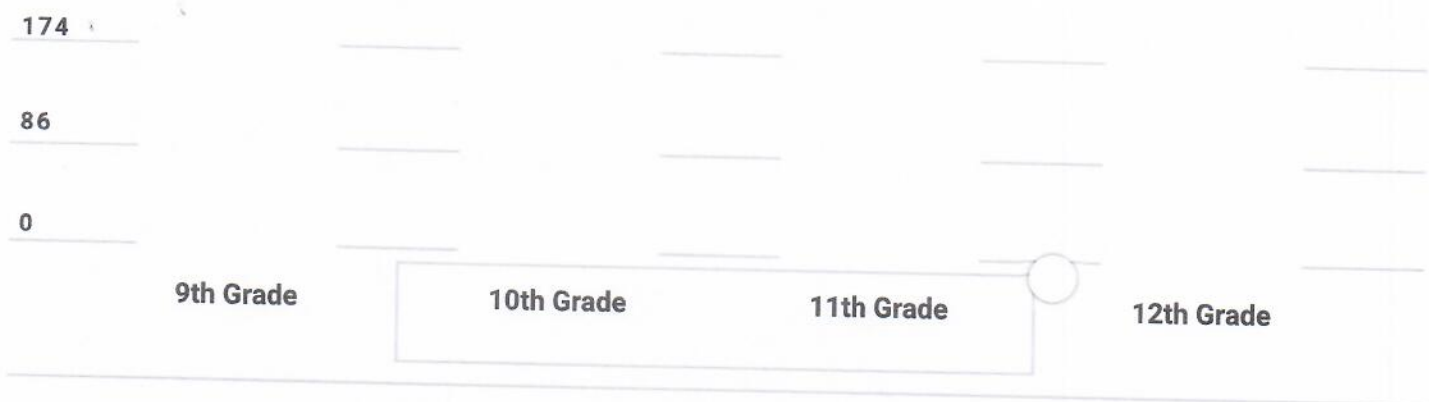
Student Enrollment by Grade:

350

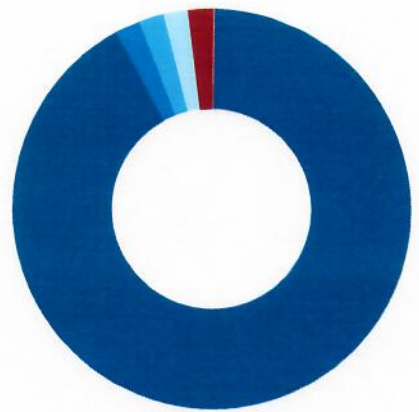
---

262

---



Student Diversity:



ETHNICITY/RACE	% OF TOTAL
White	91%
Asian	2%
Black	2%
Hispanic	2%
Two or More Races	2%
Native Hawaiian/Pacific Islander	0.1%
American Indian/Alaska Native	0%



Gender Distribution:

Female **48%**

Male **52%**

---

Total Economically Disadvantaged (% of total): ?

**N/A**

---

Free Lunch Program (% of total): ?

**N/A**

---

Reduced-Price Lunch Program (% of total): ?

**N/A**

---


Full-Time Teachers: **83**

---

**Starting to think about college?**

Try the My Fit Custom Ranking today to see how U.S. News can help you easily get your college list.

[Get Started](#)



# Test Scores at King Philip Regional High

U.S. News calculates these values based on student performance on state-required tests and internationally available exams on college-level coursework (AP® exams).

College Readiness Index: [?](#)

**49.8/100**



## Subject Proficiency:

Massachusetts administered the Massachusetts Comprehensive Assessment System to high school students. These figures display how well the school as a whole performed in reading and mathematics.



[SEE MORE TEST SCORES](#) ▼

## School Data

School profile information is based on government data.

Graduation Rate: **99% (well above state median)**

Grades Served: **9-12**

Setting: **Large Suburb**

Charter School: ?


No

Magnet School: ?

No

Eligible for Title I Funding: ?

No



## District

This information relates to high schools run by this school's state operating agency. Many districts contain only one high school.

Total Schools: 1

### School Location



**King Philip Regional High**

201 Franklin Street

Wrentham, Massachusetts 02093



**#2,116 in National Rankings**